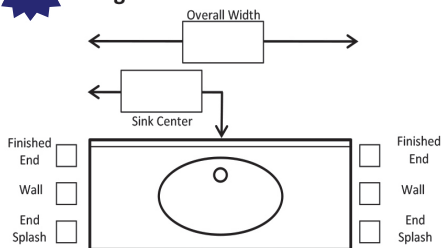


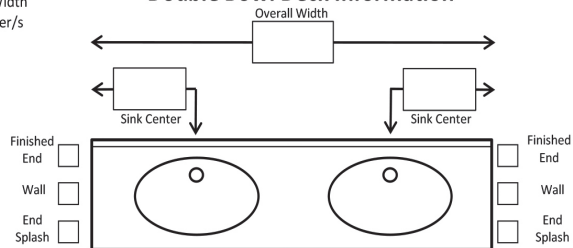
Solid Surface 1 1/2" Semi-Custom Vanity Top Order Form

1 Single Bowl Deck Information



A) Enter Overall Width
B) Enter Sink Center/s
C) Mark Ends

Double Bowl Deck Information



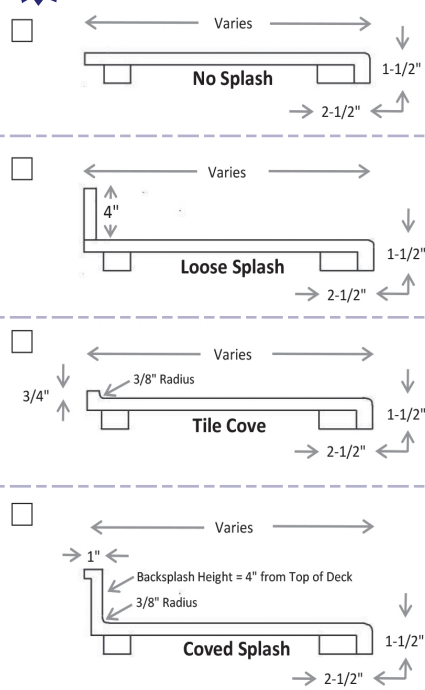
2 Depth 19-1/4" 22-1/4" Other _____

3 Deck Material _____ 4 Deck Color _____

5 Edge Treatment

- Pencil Edge 1/8"
- Round Over Edge 3/8"
- Bevel Edge 3/8"
- Large Ogee Edge 3/8"
- Double Roundover Edge 3/8"

6 Backsplash



7 Bowl Style & Color

- No Cutout
- Drop-In Cutout/s (Sink by Others)
- Undermount Cutout/s (Sink by Others)
- Undermount Porcelain Bowl (White)
- Undermount Porcelain Bowl (Bisque)
- Hi Macs Sink #1612
- Hi Macs Sink #1914
- Hi Macs Sink #1216
- Corian Sink #810
- Corian Sink #815
- Corian Sink #816
- Corian Sink #820
- Corian Sink #7412
- Corian Sink #7418
- Corian Sink #7722

- Bowl Color**
- Bone Cameo White
 - Bisque Vanilla Glacier White

8 Faucet Drilling

- 4" Centers 8" Contour
- 8" Centers Single Center Hole

Store Information

Company Name _____

City _____ State _____ Zipcode _____

Associate Name _____

Phone _____ Fax _____

Email Address _____

PO Number _____

Customer Information

Name _____

Address _____

City _____ State _____ Zipcode _____

Home _____ Cell _____

Email Address _____

Shipping Information

- Ship to Store Ship to Customer

Office Use Only

- Quote Faxed Date _____ Amount _____